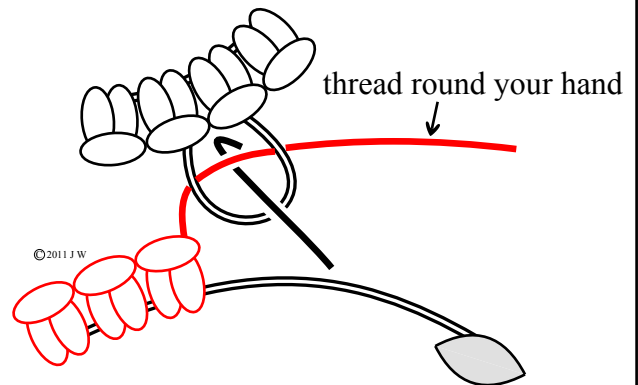


A Basic Picot Join

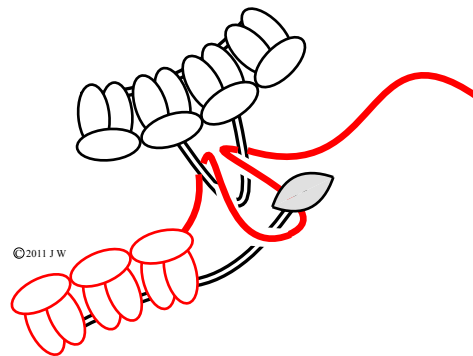
1)

Insert your crochet hook into the picot, to which the join is to be made, and catch the thread that is round your hand.



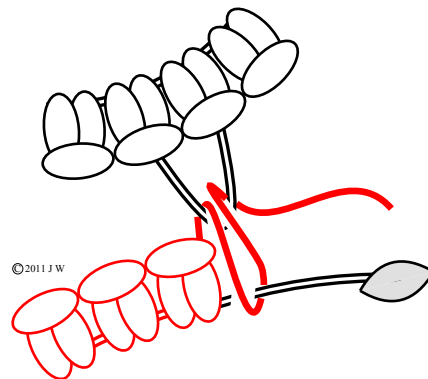
2)

Pull a loop up through the picot and then pass your shuttle through the loop.



3)

Pull the thread from round your hand to make the loop smaller.



4)

Adjust the threads so that the picot is brought up to the last stitch. Take care that the core thread (shuttle thread) is not taken back through the picot.

either count this join as the first half of the next double stitch (as in the diagram opposite)
or don't count the join and work a complete stitch

